

doi: 10.14735/amcsnn2019332

Equivalence of Montreal Cognitive Assessment alternate forms

Ekvivalence alternativních verzí Montrealského kognitivního testu

Abstract

Aim: The purpose of this study was to describe the psychometric properties of the Montreal Cognitive Assessment Czech version Standard form (MoCA-SF) and two Alternate Forms (MoCA-AF). There is limited information regarding the test-retest effect and the reliability of the MoCA. **Methods:** Seventy cognitively healthy subjects (mean age 50.33 ± 26.47) were assessed in one session with MoCA-SF and MoCA-AF (7.2 and 7.3) in a counterbalanced fashion. **Results:** There was no significant difference between the two MoCA forms (Standard vs. 7.3), MoCA-AF 7.2 being slightly more difficult than the latter. Furthermore, in depth, the exploratory analysis revealed differences between the subtests of the MoCA. However, based on the total score all versions showed sound convergent and discriminative validity. **Conclusion:** Our data suggest that the two MoCA-SF and MoCA-AF 7.3 forms are equivalent and useful for repeated administration to minimize the test-retest effect.

Souhrn

Cíl: Cílem studie je popis psychometrických vlastností standardní verze Montrealského kognitivního testu (MoCA-SV) a dvou alternativních forem (MoCA-AV). V české verzi je nedostatek informací o test-retestovém efektu a reliabilitě MoCA. **Metodika:** Sedmdesát kognitivně zdravých osob (průměrný věk $50,33 \pm 26,47$) bylo vyšetřeno v jednom sezení pomocí MoCA-SV a MoCA-AV (7.2 a 7.3) ve znárodněném pořadí. **Výsledky:** Mezi MoCA-SV a MoCA-AV 7.3 neexistuje statisticky významný rozdíl v celkovém hrubém skóru, zatímco v MoCA-AV 7.2 je obtížnější verze testu ve srovnání s MoCA-SV a MoCA-AV 7.3. Hlubší analýza odhalila další rozdíly mezi subtesty verzi MoCA. Celkové skóry MoCA však ve všech verzích naznačují přijatelné hodnoty konvergentní a diskriminační validity. **Závěr:** Naše data naznačují, že MoCA-SV i MoCA-AV 7.3 jsou ekvivalentní a užitečné pro opakovanou administraci a minimalizaci test-retestového efektu.

Key words

Montreal Cognitive Assessment – reliability – equivalence – internal consistency – alternate forms

Klíčová slova

Montrealský kognitivní test – reliabilita – ekvivalence – vnitřní konzistence – alternativní verze

The authors declare they have no potential conflicts of interest concerning drugs, products, or services used in the study.

Autoři deklarují, že v souvislosti s předmětem studie nemají žádné komerční zájmy.

The Editorial Board declares that the manuscript met the ICMJE "uniform requirements" for biomedical papers.

Redakční rada potvrzuje, že rukopis práce splnil ICMJE kritéria pro publikace zasílané do biomedicínských časopisů.

O. Bezdíček^{1,2}, H. Georgi²,
E. Panenková³, S. M. McClintock^{4,5},
T. Nikolaj¹, E. Růžicka¹, M. Kopeček^{2,6}

¹ Department of Neurology, 1st Faculty of Medicine, Charles University and General University Hospital in Prague, Czech Republic

² National Institute of Mental Health, Klecany, Czech Republic

³ Department of Psychology, Faculty of Arts, Charles University, Prague, Czech Republic

⁴ Department of Psychiatry, UT Southwestern Medical Center, Dallas, TX, USA

⁵ Department of Psychiatry and Behavioral Sciences, Duke University School of Medicine, Durham, NC, USA

⁶ Department of Psychiatry, Third Faculty of Medicine, Charles University, Prague, Czech Republic



Mgr. Ondřej Bezdíček, Ph.D.

Laboratoř neuropsychologie

J. Diamanta

Neurologická klinika

a Centrum klinických neurověd

1. LF UK a VFN

Kateřinská 30, 128 21 Praha 2

Czech Republic

e-mail: ondrej.bezdicek@gmail.com

Accepted for review: 15. 3. 2019

Accepted for print: 14. 5. 2019

The authors would like to express many thanks to the Prague School of Psychosocial Studies for their support. *The research was supported with the following grants:* Charles University, Progres Q27; Grant Agency of the Czech Republic ('Cognitive Predictors of Neurodegeneration', Grant No. 16-01781S); and by LO1611 from the Ministry of Education, Youth and Sport in NPU I.

The authors of the present study signed an official agreement regarding the translation of the MoCA Alternate versions into Czech (7.2 and 7.3) with copyright owner Ziad Nasreddine, M.D.

Introduction

There is an emerging need for brief and psychometrically sound screening instruments to measure and document global cognitive abilities in symptomatic prodementia phases of neurodegenerative diseases [1–5]. The importance of measuring cognitive performance over short periods necessitates the development of psychometrically sound cognitive instruments that are suitable for test-retest purposes. Consequently, the accuracy of measurement is compromised by measurement error and practice effect, which may alter a true score. Measurement error is one particular source of chance variance that can decrease test-retest reliability [6] and the practice effect is inflation in a true score that suggests artificially improved performance. Generally, there may be a higher propensity for practice effects on repeated testing due to intact cognitive abilities [7–9]. The attenuation of practice effect may be reduced by using a different form, an alternate form, of the test for each assessment session [10]. The alternate form reliability coefficient was originally developed to minimize to the greatest extent possible influence of learning and memory processes on the test-retest assessment of cognitive functioning [11]. To evaluate consistency between form versions, a coefficient of equivalence is computed and reflects the extent to which test forms are interchangeable [12]. The reliability of alternate forms is affected primarily by measurement error related to the test forms [13]. The Montreal Cognitive Assessment (MoCA) is a brief screening test that assesses global cognitive function. Importantly, it has been found useful for the detection of mild cognitive impairment (MCI) and dementia [14] and as such is widely used, available in many languages [15] and recommended

as a standard tool for identifying cognitive deficits in patients with neurodegenerative diseases [14,16,17]. The MoCA covers eight cognitive domains in seven subtests including executive functions, visuospatial abilities, short-term memory, language, attention, concentration, working memory and orientation [14]. The MoCA takes approximately 10 to 12 min to complete in healthy subjects [5].

In addition to the original Standard version (7.1), the MoCA has two alternate forms (versions 7.2 and 7.3) [15]. Prior research has showed that both alternate forms yielded equivalent total scores in healthy subjects and patients with MCI or Alzheimer’s disease in the original English version as well as in the German, Italian or French and other language versions [18–23], however, there were also findings regarding the differential difficulty level of the alternate versions in comparison with the corresponding original items [24]. Furthermore, there is limited evidence concerning comprehensive psychometric properties (equivalence, internal consistency) for the MoCA Alternate forms (MoCA-AF) in other languages [18,20,21,25]. Other studies reported only one or two types of reliability for the MoCA Standard forms (MoCA-SF) at a time: test-retest [26–32]; internal consistency [26–28,31,33–35]; reliable change index [9,32,36] and inter-rater reliability for the MoCA clock drawing task only [37].

The reliability of the instrument is a necessary condition for the validity of measurement [13]. As there are limited psychometrically sound cognitive screening instruments in the Czech language, we sought to study the Czech language version of the MoCA-SF and AF. Thus, the aims of the present study were to assess the reliability of MoCA-SF and AF in the Czech version to determine if they

were equivalent in healthy subjects; and examine the comprehensive psychometric properties (test-retest reliability, internal consistency and split-half reliability) of the MoCA-SF and AF.

Patients and Methods
Participants

Seventy cognitively healthy Caucasian subjects (46 females) participated in the study (Tab. 1). We recruited all the subjects from university student volunteers or the National Normative Study of Cognitive Determinants of Healthy Ageing study described in detail elsewhere [5]. The exclusion criteria were as follows: no history of brain damage, psychiatric illness, substance or alcohol abuse or any medical illness that affects the brain. None of the participants reported subjective memory complaints or had impaired activities of daily living [38]. The institutional ethics committee and review board approved the study and all the subjects provided their written consent.

Materials

The MoCA-SF: The Czech version of the MoCA was approved and published by the test authors in 2006 (available online) [15]. Since that time, the Czech version has been used in three studies; two focused on Parkinson’s disease [26,39] and the other on Huntington’s disease [34]. The studies reported that the MoCA had high discriminative validity. Additional studies provided normative data in the Czech population and reliable change indices for the MoCA [5,32].

The MoCA-AF (versions 7.2 and 7.3) are available in the English language. We constructed Czech language versions of both MoCA-AF according to the original AF [15]. Our translation resulted in items identical to the English lan-

Tab. 1. Mean characteristics of the young (N = 33) /old (N = 37) subsamples and the total sample (N = 70). The subscripts denote Pearson correlation coefficient for age and education, the phi correlation coefficient was used for dichotomous variables such as gender and handedness (1 – MoCA-SF 7.1; 2 – MoCA-AF 7.2; 3 – MoCA-AF 7.3).

	mean ± SD	Mdn ± IqR	mean ± SD	range	r ₁	r ₂	r ₃
age (Y)	23.73 ± 5.53 / 74.08 ± 9.53	22.00 ± 4.00 / 73.50 ± 33.00	50.33 ± 26.47	19–92	0.67 [†]	0.74 [†]	0.66 [†]
education (Y)	15.36 ± 2.12 / 13.69 ± 3.69	15.00 ± 2.00 / 13.00 ± 5.00	14.54 ± 3.14	8–24	0.41 [†]	0.56 [†]	0.38 [†]
gender (% ,men)			34%		ns	ns	ns
handedness (% ,right)			90%		ns	ns	ns

[†] p < 0.001; IqR – interquartile range; Mdn – median; MoCA-AF – Montreal Cognitive Assessment Alternate forms; MoCA-SF – Montreal Cognitive Assessment Standard form; N – number; SD – standard deviation; Y – year

Tab. 2. A scheme for permutations of the MoCA forms.

person	1 st test	2 nd test	3 rd test
P1	form A	form B	form C
P2	form A	form C	form B
P3	form B	form A	form C
P _n			

form A – MoCA-SF 7.1; form B – MoCA-AF 7.2; form C – MoCA-AF 7.3; MoCA – Montreal Cognitive Assessment

Tab. 3. Descriptive statistics and one-way repeated measure ANOVA of the MoCA Standard (MoCA-SF) and Alternate forms (MoCA-AF) (N = 70 subjects).

	M	SD	range	p-value (1 vs 2)	p-value (1 vs 3)	p-value (2 vs 3)
MoCA-SF (7.1)	26.37	1.7	17–30	0.017*†	0.999†	0.145†
MoCA-AF (7.2)	25.70	1.8	17–30			
MoCA-AF (7.3)	26.16	2.0	19–30			

* p < 0.05 († a non-significant result after Bonferroni correction $\alpha < 0.016$)
M – mean; MoCA-AF – Montreal Cognitive Assessment Alternate forms; MoCA-SF – Montreal Cognitive Assessment Standard form; N – number; SD – standard deviation

guage version, except for certain items in the Language and Memory subtests (see Appendices 1–3). Specifically, two sentences in the language repetition task and five words in the memory task were adapted through the process of translation and back translation to ensure semantic equivalence to the original and the Czech Standard form used. A detailed explanation of the psychometric differences between MoCA-SF English and the Czech version can be found in Kopecek et al [5]. Alterations were created for the phonemic fluency portion of the MoCA between the English and Czech language versions. For the MoCA-AF 7.3 version, the letter ‘B’ for phonemic fluency was replaced with the letter ‘P’ because Czech normative data exist for the letters K and P, which are more suitable regarding the phonological and graphemic system of Czech [40]. The equivalency of ‘K’ and ‘P’ in Czech was confirmed by a previous study [41]. For the English language version of the MoCA-SF, phonemic fluency is assessed with the letter ‘F’ but the letter ‘K’ was used in the Czech MoCA-SF form. In the MoCA-AF 7.2 version, the letter ‘S’ remained the same as in the original because two Czech studies showed similar difficulty for the letter ‘S’ as for the letters ‘K’ and ‘P’ [40,41]. Finally, both MoCA-AF Czech versions were approved by the originators of the MoCA [15].

Procedure

The data collection design for testing the reliability of the MoCA-AF was based on counterbalancing testing order in the single session to eliminate ‘test sophistication effect’ [42]. Randomization was based on permutations of the forms (see Tab. 2).

Three MoCA administrations followed one immediately after the other in one session. We did not repeat the Orientation domain (data collected on the same day). Interrater reliability was estimated independently

by two clinical neuropsychologists (O. B., T. N.). The test-retest reliability was performed only for the MoCA-SF with data collected on 30 young subjects. The time interval between testing time points was on average 42 days (range: 21–58 days). Three subjects did not complete testing at the follow-up time point due to loss of motivation.

Statistical analyses

We assessed for normality of data with the Kolmogorov-Smirnov test and by visual inspection of the Q-Q plot. Correlational analyses for continuous and normally distributed data were carried out with Pearson Product-Moment (Pearson) correlation, while the Spearman Rank correlation method was used for ranked or non-normally distributed data (with the median and interquartile range as descriptive values) and Phi correlation for dichotomous variables. One-way repeated measure analysis of variance (ANOVA) design was applied to evaluate alternate forms equivalence. For between-subtests analysis, the Wilcoxon signed-rank test was used. Significant differences (p < 0.05) were further corrected using the Bonferroni correction for post hoc comparisons to keep the Type I error at 5% overall.

The alternate forms reliability was estimated with Pearson correlation coefficients across the three test administrations. The internal consistency of the MoCA-SF and AF was estimated by Cronbach’s alpha coefficient. Split-half reliability (the correlation of scores between odd/even subtests) was assessed using the Pearson correlation. Interrater reliability was estimated using intra-class correlation coefficients (ICC) using a two-way mixed model consistency definition. To assess the test-retest reliability between scores at baseline and follow-up after one month, we calculated the Pearson correlation coefficient.

Finally, the relationships between age, education and practice effect between different MoCA versions were estimated using Pearson correlation coefficients and repeated measures ANOVA. All statistical procedures were performed using SPSS 20.0 for Windows (IBM, Armonk, NY, USA). The significance for all correlations was set at p < 0.05 alpha level.

Results

Alternate forms equivalence

A one-way repeated measures ANOVA was conducted to compare the total scores of MoCA-SF [1] and MoCA-AF (version 7.2 and version 7.3) administered in a counterbalanced order in the single session (see Tab. 2). The means and SD are presented in Tab. 3. There was a non-significant effect for form (Wilks’ Lambda = 0.082, F (2, 68) = 2.59, p = 0.082, multivariate partial eta squared = 0.074). Pairwise comparisons were significant in MoCA-SF vs. 7.2, p = 0.017, however, non-significant with Bonferroni adjustment for multiple comparisons and non-significant in all other comparisons (MoCA-SF vs. MoCA-AF 7.3 and 7.2 vs. 7.3; Tab. 3). The results of ANOVA were replicated by one-way repeated measures ANOVA with age and education as covariates (p = 0.012 for MoCA-SF vs. 7.2), other comparisons being non-significant (after Bonferroni correction as well). A detailed analysis of all seven subtests between the MoCA-SF and AF is presented in Tab. 4. SF and AF 7.2 and 7.3 correlation estimated with Pearson correlation coefficients was 0.77; 0.75; and 0.78, all p’s = 0.001 (two-tailed).

Other psychometric properties

SF and AF had Cronbach’s alpha coefficient on standardized items of 0.63; 0.64; and 0.54, respectively. Split-half reliability based on the Spearman-Brown prophecy formula for un-

Tab. 4. Exploratory analysis of between-subtests performance differences in MoCA-SF and MoCA-AF (N = 70 subjects).

MoCA subtests (SF vs AF 7.2)	min.–max.	median	mean ± SD (SF)	z-score [†]	p-value
Visuospatial-executive	0–5	5 vs. 5	4.40 ± 0.82	-1.29	0.198 [†]
Naming	0–3	3 vs. 3	2.94 ± 0.23	-1.41	0.157 [†]
Attention	0–6	6 vs. 6	5.69 ± 0.79	-0.52	0.601 [†]
Language	0–3	3 vs. 2	2.66 ± 0.56	-4.60	< 0.001*
Abstraction	0–2	2 vs. 2	1.76 ± 0.49	-3.15	0.002*
Delayed recall	0–5	3 vs. 3	3.04 ± 1.69	-2.40	0.016 [†]
Orientation	0–6	6 vs. 6	5.91 ± 0.33	0.00	0.999 [†]
MoCA subtests (SF vs AF 7.3)	min.–max.	median	Mean ± SD (AF 2)	z-score	p-value
Visuospatial-executive	0–5	5 vs. 5	4.49 ± 0.81	-1.02	0.310 [†]
Naming	0–3	3 vs. 3	2.97 ± 0.17	-1.00	0.317 [†]
Attention	0–6	6 vs. 6	5.64 ± 0.74	-0.35	0.727 [†]
Language	0–3	3 vs. 3	2.56 ± 0.65	-1.36	0.175 [†]
Abstraction	0–2	2 vs. 2	1.84 ± 0.44	-1.60	0.109 [†]
Delayed recall	0–5	3 vs. 3	2.69 ± 1.69	-1.94	0.052 [†]
Orientation	0–6	6 vs. 6	5.91 ± 0.33	0.00	0.999 [†]
MoCA subtests (AF 7.2 vs. AF 7.3)	min.–max.	median	mean ± SD (AF 1)	z-score	p-value
Visuospatial-executive	0–5	5 vs. 5	4.50 ± 0.86	-0.23	0.819 [†]
Naming	0–3	3 vs. 3	2.89 ± 0.32	-2.12	0.034 [†]
Attention	0–6	6 vs. 6	5.63 ± 0.69	-0.27	0.784 [†]
Language	0–3	2 vs. 3	2.23 ± 0.78	-3.34	< 0.001*
Abstraction	0–2	2 vs. 2	1.94 ± 0.23	-1.94	0.052 [†]
Delayed recall	0–5	3 vs. 3	2.54 ± 1.70	-0.91	0.361 [†]
Orientation	0–6	6 vs. 6	5.91 ± 0.33	0.00	0.999 [†]

[†] Wilcoxon signed-rank test; * significant ($\alpha < 0.007$) and [†] non-significant after Bonferroni correction for multiple comparisons
 AF – Alternate forms (AF 1 = 7.2 and AF 2 = 7.3); MoCA – Montreal Cognitive Assessment; N – number; SD – standard deviation; SF – MoCA Czech version Standard form

equal length was 0.46 for SF, 0.54 for AF 2 and 0.58 for AF 3, respectively. The test-retest reliability of the MoCA-SF (range 21–58 days, M = 42, SD = 11.4) using the Pearson correlation coefficient was 0.45 ($p = 0.030$); we did not find any significant relation between the 21–58 day range and the test or retest MoCA-SF performance ($r_{\text{test}} = 0.14, p = 0.555$ a $r_{\text{retest}} = 0.22, p = 0.345$). The test-retest ICC of the MoCA was 0.61 (95% CI 0.12–0.83).

Discriminative validity of MoCA Standard and Alternate versions

We split the sample into young (N = 33 subjects) and old (N = 37) age groups (Tab. 1). Comparisons between groups revealed that all MoCA versions showed significant differences (all p 's < 0.001).

Discussion

The results of the current study show that the MoCA-AF (7.2 and 7.3) in the Czech version are only partially equivalent and interchangeable with the MoCA-SF when applied in healthy subjects. The Alternate forms (especially 7.3) may be used for test-retest purposes in cases of repeated brief assessments. The MoCA-AF 7.2 seems to be more difficult than the MoCA-SF and 7.3 (e.g., the mean difference between the MoCA-SF and MoCA-AF 7.2 total score is 0.67 points and 0.46 points between MoCA-AF 7.2 and 7.3). These results replicate similar findings by Lebedeva et al [24] who selected five items from the MoCA-AF that were included with items from MoCA-SF and used the Rasch model to estimate the difficulty level of the items. However, none

of the alternate version items matched the difficulty of their corresponding standard items. Hence for a deeper analysis of MoCA-SF and AF differences between subtests in the present study, we compared all the versions and showed conclusively that there were further differences between MoCA-SF and MoCA-AF 7.2 and even MoCA-AF 7.2 and 7.3 in the Language and Abstraction subtests. However, this discrepancy could not be influenced by changes in the content validity of the MoCA Czech version because all the items in Language use the same syntactic structures as the original. Surprisingly, we surmise that this finding reflects differences in English and Czech syntactical (repeats) and phonological (fluency) systems in which MoCA-AF 7.2 is more difficult than the MoCA-SF and MoCA-AF 7.3 Czech versions.

These findings are in accordance with the latest and largest studies on the MoCA-AF differential item difficulty and in general with studies showing a significant language and culture bias in test instruments [21,24,43–45]. Of note is the fact that previous studies on the MoCA-AF did not report on differences between subtests [19,20,23]. All MoCA versions showed medium correlations (> 0.7) and may be considered as highly convergent. The internal consistency of all MoCA forms did not reach a minimum level of 0.7, which is a recommended threshold for Cronbach alpha [46]. The low Cronbach alpha in our study may be due to the small sample size with only healthy adults (and the presence of a ceiling effect) and the number of items on the MoCA. Indeed, psychometric research has established that Cronbach alpha values are dependent on the sample size and the number of items in a scale. For instance, fewer than ten items in a scale (MoCA's consistency in the current study was analyzed based on seven subtest scores) and a ceiling effect causing less variance in the data can result in small Cronbach alpha values [46]. As the authors of the original MoCA did not report the alpha values for the alternate versions [18], we were unable to compare and adequately interpret our findings. Comparable studies that used the MoCA-SF reported considerably higher alpha values [14,27,28,31,33,35]. Furthermore, ICC, which can be interpreted as another measure of test-retest reliability was good. Importantly, all MoCA versions were able to differentiate between the young and the old participants in our sample and showed similar levels of high discriminative validity in relation to the expected age effect on the MoCA.

Several important limitations of the present study must be addressed. The current study did not present the accuracy of measurement of the MoCA-AF in clinical samples in comparison with a standard neuropsychological battery. In addition, there is a lack of a medical assessment (imaging and a neurological examination) in the sample. Furthermore, separate normative values for MoCA-AF 7.2 are necessary; hence the normative data for MoCA-SF cannot be applied [5].

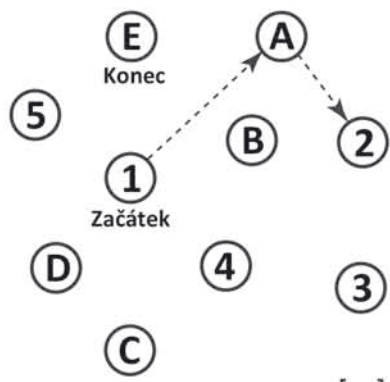
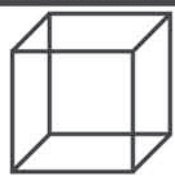



In conclusion, the standard MoCA Czech version and the newly constructed MoCA-AF 7.3 are psychometrically sound and were found to be interchangeable and equivalent (irrespective of form) when applied in healthy young and old subjects. However,

MoCA-AF 7.2 was significantly more difficult than the latter versions. All MoCA versions have shown similar levels of convergent and discriminative validity. This has important implications for measurement-based care and repeated assessments for neurocognitive screening. Further research is warranted to determine the psychometric properties of the alternate forms in clinical populations with the comprehensive neuropsychological assessment [18–20,22].

Literature

- Cullen B, O'Neill B, Evans JJ et al. A review of screening tests for cognitive impairment. *J Neurol Neurosurg Psychiatry* 2007; 78(8): 790–799. doi: 10.1136/jnnp.2006.095414.
- Lonie JA, Tierney KM, Ebmeier KP. Screening for mild cognitive impairment: a systematic review. *Int J Geriatr Psychiatry* 2009; 24(9): 902–915. doi: 10.1002/gps.2208.
- Roalf DR, Moberg PJ, Xie SX et al. Comparative accuracies of two common screening instruments for classification of Alzheimer's disease, mild cognitive impairment, and healthy aging. *Alzheimers Dement* 2013; 9(5): 529–537. doi: 10.1016/j.jalz.2012.10.001.
- Bezdicek O, Cervenkova M, Moore TM et al. Determining a Short Form Montreal Cognitive Assessment (s-MoCA) Czech version: validity in mild cognitive impairment Parkinson's disease and cross-cultural comparison. *Assessment* 2018; 1073191118778896. doi: 10.1177/1073191118778896.
- Kopecek M, Stepankova H, Lukavsky J et al. Montreal cognitive assessment (MoCA): normative data for old and very old Czech adults. *Appl Neuropsychol Adult* 2017; 24(1): 23–29. doi: 10.1080/23279095.2015.1065261.
- Anastasi A, Urbina S. *Psychological testing*. Upper Saddle River, NJ, USA: Prentice Hall/Pearson Education 1997.
- Goldberg TE, Harvey PD, Wesnes KA et al. Practice effects due to serial cognitive assessment: implications for preclinical Alzheimer's disease randomized controlled trials. *Alzheimers Dement* 2015; 11(1): 103–111. doi: 10.1016/j.jadad.2014.11.003.
- Basso MR, Bornstein RA, Lang JM. Practice effects on commonly used measures of executive function across twelve months. *Clin Neuropsychol* 1999; 13(3): 283–292. doi: 10.1076/clin.13.3.283.1743.
- Cooley SA, Heaps JM, Bolzenius JD et al. Longitudinal change in performance on the Montreal Cognitive Assessment in older adults. *Clin Neuropsychol* 2015; 29(6): 824–835. doi: 10.1080/13854046.2015.1087596.
- Beglinger LJ, Gaydos B, Tangphao-Daniels O et al. Practice effects and the use of alternate forms in serial neuropsychological testing. *Arch Clin Neuropsychol* 2005; 20(4): 517–529. doi: 10.1016/j.acn.2004.12.003.
- Calamia M, Markon K, Tranel D. The robust reliability of neuropsychological measures: meta-analyses of test-retest correlations. *Clin Neuropsychol* 2013; 27(7): 1077–1105. doi: 10.1080/13854046.2013.809795.
- Helmstadter GC. *Principles of psychological measurement*: East Norwalk, CT, US: Appleton-Century-Crofts 1964.
- Meyer JP. *Reliability*. Oxford: Oxford University Press 2010.
- Nasreddine ZS, Phillips NA, Bedirian V et al. The Montreal Cognitive Assessment, MoCA: a brief screening tool for mild cognitive impairment. *J Am Geriatr Soc* 2005; 53(4): 695–699. doi: 10.1111/j.1532-5415.2005.53221.x.
- MoCA Montreal – Cognitive Assessment. [online]. Available from URL: <https://www.mocatest.org/>.
- Dalrymple-Alford JC, MacAskill MR, Nakas CT et al. The MoCA: well-suited screen for cognitive impairment in Parkinson disease. *Neurology* 2010; 75(19): 1717–1725. doi: 10.1212/WNL.0b013e3181fc29c9.
- Litvan I, Goldman JG, Troster AI et al. Diagnostic criteria for mild cognitive impairment in Parkinson's disease: Movement Disorder Society Task Force guidelines. *Mov Disord* 2012; 27(3): 349–356. doi: 10.1002/mds.24893.
- Chertkow H, Nasreddine Z, Johns E et al. The Montreal cognitive assessment (MoCA): Validation of alternate forms and new recommendations for education corrections. *Alzheimers Dement* 2011; 7 (Suppl 4): S157.
- Costa AS, Fimm B, Friesen P et al. Alternate-form reliability of the Montreal cognitive assessment screening test in a clinical setting. *Dement Geriatr Cogn Disord* 2012; 33(6): 379–384. doi: 10.1159/000340006.
- Nasreddine ZS, Patel BB. Validation of Montreal Cognitive Assessment, MoCA, Alternate French Versions. *Can J Neurol Sci* 2016; 43(5): 665–671. doi: 10.1017/cjn.2016.273.
- Siciliano M, Chiorri C, Passaniti C et al. Comparison of alternate and original forms of the Montreal Cognitive Assessment (MoCA): an Italian normative study. *Neurol Sci* 2019; 40(4): 691–702. doi: 10.1007/s10072-019-3700-7.
- Wong A, Yiu S, Nasreddine Z et al. Validity and reliability of two alternate versions of the Montreal Cognitive Assessment (Hong Kong version) for screening of Mild Neurocognitive Disorder. *Plos One* 2018; 13(5): e0196344. doi: 10.1371/journal.pone.0196344.
- Gierus J, Mosiolek A, Kowesko T et al. [The Montreal Cognitive Assessment 7.2 – Polish adaptation and research on equivalency]. *Psychiatr Pol* 2015; 49(1): 171–179. doi: 10.12740/PP/24748.
- Lebedeva E, Huang M, Koski L. Comparison of alternate and original items on the Montreal Cognitive Assessment. *Can Geriatr J* 2016; 19(1): 15–18. doi: 10.5770/cgj.19.216.
- Costa AS, Reich A, Fimm B et al. Evidence of the sensitivity of the MoCA alternate forms in monitoring cognitive change in early Alzheimer's disease. *Dement Geriatr Cogn Disord* 2014; 37(1–2): 95–103. doi: 10.1159/000351864.
- Bezdicek O, Balabanova P, Havrankova P et al. A Comparison of the Czech version of the Montreal Cognitive Assessment test with the Mini Mental State Examination in identifying cognitive deficits in Parkinson's disease. *Cesk Slov Neurol N* 2010; 73/106(2): 150–156.
- Fujiwara Y, Suzuki H, Yasunaga M et al. Brief screening tool for mild cognitive impairment in older Japanese: validation of the Japanese version of the Montreal Cognitive Assessment. *Geriatr Gerontol Int* 2010; 10(3): 225–232. doi: 10.1111/j.1447-0594.2010.00585.x.
- Lee JY, Dong Woo L, Cho SJ et al. Brief screening for mild cognitive impairment in elderly outpatient clinic: validation of the Korean version of the Montreal Cognitive Assessment. *J Geriatr Psychiatry Neurol* 2008; 21(2): 104–110. doi: 10.1177/0891988708316855.
- Hu JB, Zhou WH, Hu SH et al. Cross-cultural difference and validation of the Chinese version of Montreal Cognitive Assessment in older adults residing in Eastern China: preliminary findings. *Arch Gerontol Geriatr* 2013; 56(1): 38–43. doi: 10.1016/j.archger.2012.05.008.
- Memoria CM, Yassuda MS, Nakano EY et al. Brief screening for mild cognitive impairment: validation of the Brazilian version of the Montreal cognitive assessment. *Int J Geriatr Psychiatry* 2013; 28(1): 34–40. doi: 10.1002/gps.3787.
- Rahman TT, El Gaafary MM. Montreal Cognitive Assessment Arabic version: reliability and validity prevalence of mild cognitive impairment among elderly attending geriatric clubs in Cairo. *Geriatr Gerontol Int* 2009; 9(1): 54–61. doi: 10.1111/j.1447-0594.2008.00509.x.

32. Kopeček M, Bezdíček O, Sulc Z et al. Montreal Cognitive Assessment and Mini-Mental State Examination reliable change indices in healthy older adults. *Int J Geriatr Psychiatry* 2017; 32(8): 868–875. doi: 10.1002/gps.4539.
33. Bernstein IH, Lacritz L, Barlow CE et al. Psychometric evaluation of the Montreal Cognitive Assessment (MoCA) in three diverse samples. *Clin Neuropsychol* 2011; 25(1): 119–126. doi: 10.1080/13854046.2010.533196.
34. Bezdíček O, Majerová V, Novák M et al. Validity of the Montreal Cognitive Assessment in the detection of cognitive dysfunction in Huntington's disease. *Appl Neuropsychol Adult* 2013; 20(1): 33–40. doi: 10.1080/09084282.2012.670158.
35. Freitas S, Simoes MR, Maroco J et al. Construct validity of the Montreal Cognitive Assessment (MoCA). *J Int Neuropsychol Soc* 2012; 18(2): 242–250. doi: 10.1017/S1355617711001573.
36. Krishnan K, Rossetti H, Hynan LS et al. Changes in Montreal Cognitive Assessment Scores Over Time. *Assessment* 2017; 24(6): 772–777. doi: 10.1177/1073191116654217.
37. Price CC, Cunningham H, Coronado N et al. Clock drawing in the Montreal Cognitive Assessment: recommendations for dementia assessment. *Dement Geriatr Cogn Disord* 2011; 31(3): 179–187. doi: 10.1159/000324639.
38. Bezdíček O, Stepanková H, Martinec Nováková L et al. Toward the processing speed theory of activities of daily living in healthy aging: normative data of the Functional Activities Questionnaire. *Aging Clin Exp Res* 2016; 28(2): 239–247. doi: 10.1007/s40520-015-0413-5.
39. Bezdíček O, Michálec J, Nikolai T et al. Validity of the Montreal Cognitive Assessment in the Detection of mild cognitive impairment in Parkinson's disease. *Cesk Slov Neurol N* 2014; 77/110(1): 47–53.
40. Nikolai T, Stepanková H, Michálec J et al. Tests of verbal fluency, Czech normative study in older patients. *Cesk Slov Neurol N* 2015; 78/111(3): 292–299. doi: 10.14735/amcsnn2015292.
41. Kopeček M, Kuncová A. Practice effect in Verbal fluency test and Assessment of an alternative version – pilot study. *Psychiatrie* 2006; 10(4): 211–215.
42. Sacks TL, Clark CR, Pols RG et al. Comparability and stability of performance of six alternate forms of the dot-rill-stroop colour-word test. *Clin Neuropsychol* 1991; 5(3): 220–225. doi: 10.1080/13854049108404093.
43. Fernandez AL, Marcopulos BA. A comparison of normative data for the Trail Making Test from several countries: equivalence of norms and considerations for interpretation. *Scand J Psychol* 2008; 49(3): 239–246. doi: 10.1111/j.1467-9450.2008.00637.x.
44. Bezdíček O, Moták L, Schretlen DJ et al. Sociocultural and language differences on the Trail Making Test. *Arch Assessment Psychol* 2016; 6(1): 33–48.
45. van de Vijver F, Tanzer NK. Bias and equivalence in cross-cultural assessment: an overview. *Europ Rev Appl Psychol* 1997; 47(4): 263–280.
46. Nunnally JC, Bernstein, I.H. *Psychometric theory*. 3rd ed. New York: McGraw-Hill, Inc. 1994.

MONTREALSKÝ KOGNITIVNÍ TEST (MoCA) Standardní verze		JMÉNO: Vzdělání (počet let): Pohlaví:	Datum narození: DATUM:																		
ZRAKOVĚ-KONSTRUKČNÍ SCHOPNOSTI / EXEKUTIVNÍ FUNKCE			BODY																		
 <p style="text-align: center;">[] []</p> <p>Spojte postupně střídavě čísla a písmena od začátku do konce.</p>		 <p style="text-align: center;">Překreslete krychli</p>	Nakreslete ciferník se všemi čísly a označte 11 hodin 10 minut (3 body)																		
		[] kontura [] číslice [] ručičky	___/5																		
POJMENOVÁNÍ ZVÍŘETE																					
																					
[]		[]	[] ___/3																		
PAMĚŤ																					
Přečtěte řadu slov (1/sekundu). Zopakujte co nejvíce slov nehladě na pořadí. Zopakujte je ještě jednou.		<table border="1" style="width: 100%; border-collapse: collapse;"> <tr> <td></td> <td style="text-align: center;">tvář</td> <td style="text-align: center;">samet</td> <td style="text-align: center;">kostel</td> <td style="text-align: center;">kopretina</td> <td style="text-align: center;">červená</td> </tr> <tr> <td style="text-align: center;">1. pokus</td> <td></td> <td></td> <td></td> <td></td> <td></td> </tr> <tr> <td style="text-align: center;">2. pokus</td> <td></td> <td></td> <td></td> <td></td> <td></td> </tr> </table>		tvář	samet	kostel	kopretina	červená	1. pokus						2. pokus						žádný bod
	tvář	samet	kostel	kopretina	červená																
1. pokus																					
2. pokus																					
POZORNOST																					
Přečtěte řadu čísel (1/sekundu). Čtěte řadu písmen (1/sekundu). Testovaný musí klepnout prstem pokaždé, když uslyší A. Při 2 a více chybách nedostane žádný bod.		Testovaný je má zopakovat, jak šla za sebou [] 2 1 8 5 4 Testovaný je má zopakovat pozpátku [] 7 4 2	___/2																		
		[] FBACMNAAJKLBAFAKDEAAAJAMOF AAB	___/1																		
Množina odečtů 7 od 100		[] 93 [] 86 [] 79 [] 72 [] 65 <small>4-5 správných odečtů = 3 body / 2-3 správně = 2 body / 1 správný = 1 bod / 0 správných = 0 bodů</small>	___/3																		
ŘEČ																					
Opakujte po mně: Pouze vím, že je to Jan, kdo má dnes pomáhat. [] (přesně slovo od slova) Když jsou v místnosti psi, kočka se vždy schová pod gauč. []																					
Vybavování slov. Řekněte co nejvíce slov, která začínají písmenem K, během 1 minuty. [] ____ (N ≥ 11 slov)		___/1																			
ABSTRAKCE																					
Podobnost např. mezi banánem-pomerančem = ovoce [] vlak-bicykl [] hodinky-pravítko																					
ODDÁLENÉ VYBAVENÍ SLOV																					
Vybavení slov BEZ NÁPOVĚDY		tvář [] samet [] kostel [] kopretina [] červená []	Body se udělí pouze BEZ NÁPOVĚDY ___/5																		
Nepovinné Kategoriální nápověda Nápověda výběrem																					
ORIENTACE																					
[] datum [] měsíc [] rok [] den [] místo [] město		___/6																			
Translated by: Jan Reban, MD. © Z.Nasreddine MD www.mocatest.org Administrátor:			CELKEM ___/30																		

Appendix 1. MoCA Standard form (MoCA-SF) Czech version 7.1.

MONTREALSKÝ KOGNITIVNÍ TEST (MoCA) Verze 7.2 Paralelní verze		JMÉNO: Vzdělání (počet let): Pohlaví:	Datum narození: DATUM:
ZRAKOVĚ-KONSTRUKČNÍ SCHOPNOSTI / EXEKUTIVNÍ FUNKCE		Nakreslete ciferník se všemi čísly a označte 4 hodiny 5 minut (3 body)	
		Překreslete kvádr	BODY
[] [] Spojte postupně střídavě čísla a písmena od začátku do konce.		[] [] [] kontura číslice ručičky	___/5
POJMENOVÁNÍ ZVÍŘETE			
[]	[]	[]	___/3
PAMĚŤ		Přečtete řadu slov (1/sekundu). Zopakujte co nejvíce slov nehlédě na pořadí. Zopakujte je ještě jednou.	
	automobil banán housle stůl zelená	žádný bod	
POZORNOST		Přečtete řadu čísel (1/sekundu). Testovaný je má zopakovat, jak šla za sebou [] 3 2 9 6 5 Testovaný je má zopakovat pozpátku [] 8 5 2	
Čtete řadu písmen (1/sekundu). Testovaný musí klepnout prstem pokaždé, když uslyší A. Při 2 a více chybách nedostane žádný bod.		[] FBACMNAAJKLBAFAKDEAAAJAMOF AAB	
Množina odečtů 7 od 90		[] 83 [] 76 [] 69 [] 62 [] 55 4-5 správných odečtů = 3 body / 2-3 správně = 2 body / 1 správný = 1 bod / 0 správných = 0 bodů	
ŘEČ		Opakujte po mně: Když je tma a větrno, tak může pták vletět do zavřených oken. [] (přesně slovo od slova) Je to již týden, kdy starostlivá babička odeslala potraviny. []	
Vybavování slov. Řekněte co nejvíce slov, která začínají písmenem S, během 1 minuty.		[] ____ (N ≥ 11 slov)	
ABSTRAKCE		Podobnost např. mezi mrkví-bramborou = zelenina diamant-rubín [] dělo-puška []	
ODDÁLENÉ VYBAVENÍ SLOV		Vybavení slov BEZ NÁPOVĚDY	
	automobil banán housle stůl zelená	Body se udělí pouze BEZ NÁPOVĚDY	
Nepovinné		Kategoriální nápověda Nápověda výběrem	
ORIENTACE		[] datum [] měsíc [] rok [] den [] místo [] město	
Translated by: Ondrej Bezdickec, PhD., Hana Stepankova, PhD., Miloslav Kopecek, MD, PhD. © Z.Nasreddine MD www.mocatest.org			CELKEM ___/30
Administrátor:			

Appendix 2. MoCA Alternate form (MoCA-AF) Czech version 7.2.

